

Cascade Chamber  
 excavated squeeze

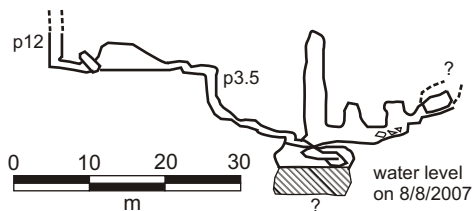
very low over mud and calcite

p4 needs tackle

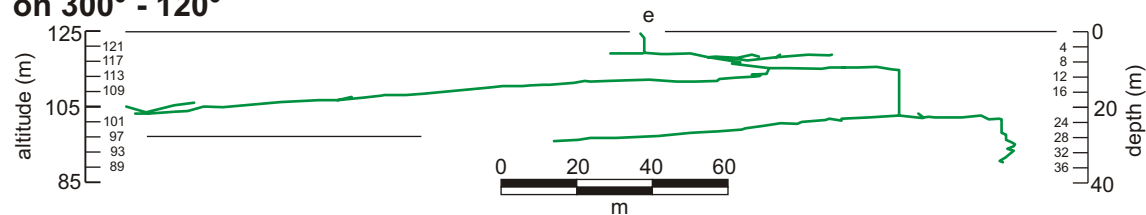
Pumpkin Chamber

Wild Cat Alley

Dolmen Chamber - Canal  
 PROJECTED SECTION  
 on 345° - 165°



Whole cave centre line  
 PROJECTED SECTION  
 on 300° - 120°



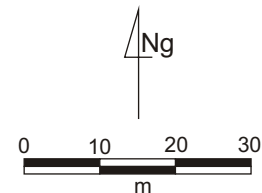
**Site 2519: Cueva de Huerto Rey**

Fresnedo 30T 0453104 4801583 Altitude 125m

Surveyed 2006, 2007 to BCRA 5c

Length 633m Depth 33m

Drawn by HL, AN, CS



PLAN

continues small

pool

stal

choke

choke

Glory Grabber's Gallery

continues c40m to low draughting duck

p3 undescended

pit

pit

dig

cl

very low

squeeze

choke

choke

pit; crawl at base

p12

p3.5

canal

sump?

Dolmen Chamber

entrance

p5

p4 to dig

connection too low

p3 to continuing narrow pitch

Whippet's Way

The Dugouts

Pleb's Passage (lower passage)